

WOMEN ENGINEERS IN FRANCE – LATEST FIGURES

Marianne RODOT – Monique MOUTAUD

F.I. - Association Française des Femmes Ingénieurs – 7 rue Lamennais – 75008 Paris - France

femmes_ingenieurs@yahoo

www.femmes-ingenieurs.org

Keywords : engineer ; women ; statistics ; survey ; engineering

The poster presents the latest statistics on French Women Engineers in the year 2000. The data is based on the 14th national survey organised by the National Council of French Engineers and Scientists. The data presents the numbers and specialities of Women Engineers recently graduated from the French Engineering Schools. The companies employing women engineers as well as their position, activities, pay and family life are reviewed. More comprehensive data in english can be requested through the FI e-mail.

1. WOMEN IN ENGINEERING SCHOOLS

In 2000, there were **23%** of women in French Engineering Schools, which represents a steady increase over the previous years (19% in 1991, less than 5% in 1972). They are favoring chemistry or agronomy rather than mechanics or computing as shown in Figure 1.

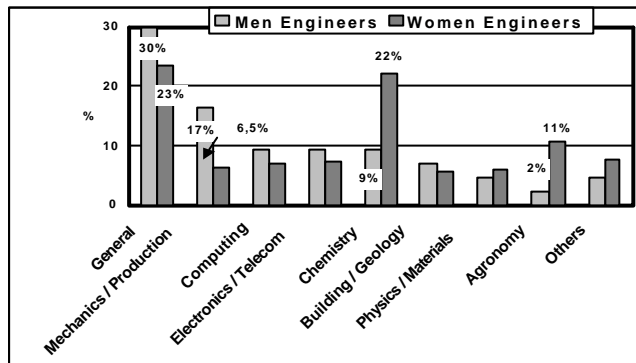


Fig.1.Engineering School's Specialities

2.WOMEN ENGINEERS IN ACTIVITY

In 2000, from the **493,000** engineers from French Engineering Schools, **16%** were women (against 13% in 1995).

ECONOMIC SECTORS (Figure 2)

Compared to men engineers, women engineers are present :

- more in computing, civil services or food industry,
- more in education, although always in lesser numbers,
- less in industry, technical consultancy companies and civil works.

HIERARCHICAL POSITION (Figure 3)

The lower position of Women Engineers is not a matter of age, as evidenced in Figure 3 which gives the figures for 40 to 50 years old Engineers.

INEQUALITY ALSO IN PAY (Figure 4)

The pay gap between Women and Men Engineers has not reduced in the last decade.

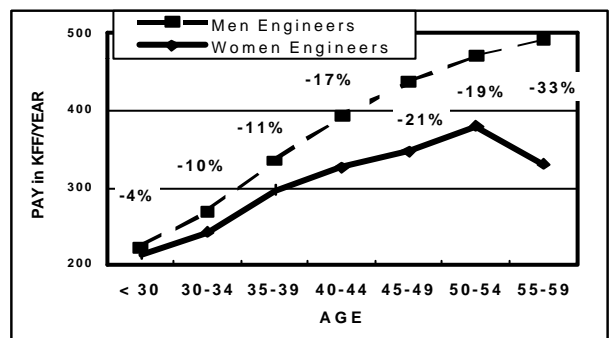
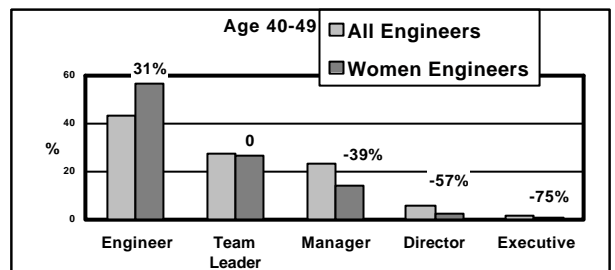
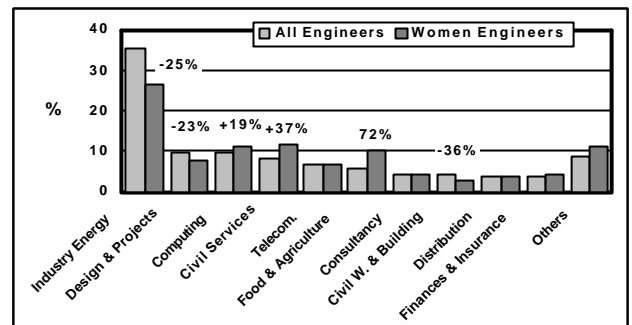


Fig.2. Economic sectors employing engineers

Fig. 3. Compared hierarchical position

Fig. 4. Pay gap between Women and Men Engineers

FAMILY LIFE OF WOMEN ENGINEERS

Women engineers older than 40 years are more often living alone compared to men engineers. But the reverse is true for women engineers below 30 years old.

Women engineers tend to have less children than men engineers.